

# SABER

A RADIANT BLADE PULSING WITH LASER ENERGY



User's Manual


wicked lasers 



# SABER

User's Manual

[www.wickedlasers.com](http://www.wickedlasers.com)



# LASERSABER

Get ready to wield the **world's first and only LaserSaber!** A radiant blade pulsing with laser powered energy. The LaserSaber is energized by the awesome light of the S3 Krypton & Arctic handheld WickedLaser. Featuring an ultra smooth magnetic gravity system that can “power up” and “power down”, the LaserSaber is the next evolution in harnessing pure laser power.

Intense laser brightness ensures The LaserSaber maintains its radiance regardless of the surrounding ambient light. The LaserSaber is interchangeable and will attach to any S3 model. The aircraft grade aluminum hilt ensures secure attachment to your Krypton or Arctic Handheld Laser. Due to the extreme power of the S3, ensure to operate while wearing LaserShades and in a controlled environment.

## Product Specifications:

---

- Made in the USA
- 32” strong polycarbonate blade.
- Smooth light up and down effect.
- Hard anodized T6061 aircraft grade aluminum hilt.
- No sound effects
- Spyder 3 sold separately

\* Do not participate in any form of fencing or swordplay. Fencing or swordplay will cause serious damage to people, pets or property.

\* LaserSaber is a registered trademark of Wicked Lasers. Wicked Lasers and its products are not affiliated with Lucasfilm or Star Wars.

# How to Assemble the LaserSaber

---

- 1** Insert the slider into the bottom of the blade with the black magnetic tip facing downwards.




- 2** Turn the blade upwards and the magnetic tip will remain attached to the top of the blade.



# How to Assemble the LaserSaber


---

- 3** Screw the tube to the metal hilt and ensure the slider does not fall out.



# How to Assemble the LaserSaber

---




**4** Remove the front cap of your S3 laser.



# How to Assemble the **LaserSaber**

---




**5** Attach the LaserSaber to the S3 laser.

# How to Use the LaserSaber

---

To make the slider go down, point the laser upwards and gently tap the bottom of the S3 laser with the palm of your hand.



To make the slider go back to the tip of the blade, simply point the laser downwards.

**WARNING:** Safety goggles are required at all times when using the LaserSaber. Any form of fencing or swordplay is not recommended.

## Manufacturer's Warranty

---

The LaserSaber comes with a 1 Year Manufacturer's Warranty. Our warranty guarantees this product to be free from defects in manufacture and workmanship.

**All defective laser accessories will be replaced or repaired subject to the full discretion of Wicked Lasers.**

Ownership of the warranty is not transferable and will expire exactly 12 months from the date of receiving the purchase.

wicked lasers 

1-877-952-7377

Unit 1010, Miramar Tower, 132 Nathan Road, Tsim Sha Tsui Kowloon, Hong Kong  
[www.wickedlasers.com](http://www.wickedlasers.com) | [support@wickedlasers.com](mailto:support@wickedlasers.com)

# Manufacturer's Warranty

---

This warranty does not include defects or damages attributable to misuse, normal surface weathering, or damages caused by accidents or fire or other casualty or force majeure or any other causes or occurrences beyond the manufacturer's control.

To claim your warranty, please send this form or email [support@wickedlasers.com](mailto:support@wickedlasers.com) with the following information:

Full Name: \_\_\_\_\_

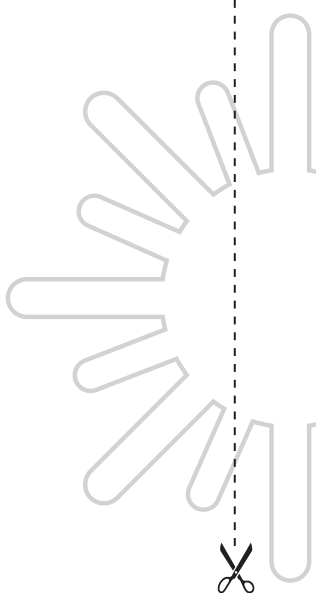
Address: \_\_\_\_\_

\_\_\_\_\_

\_\_\_\_\_

Order ID / Laser Model: \_\_\_\_\_

Reason for Claim: \_\_\_\_\_



## Limitation of Liability

---

In no event shall Wicked Lasers or any of its subsidiaries or affiliates be liable for any indirect, special, incidental or consequential injury to persons or damage to property caused by the use of any of our products. By purchasing from Wicked Lasers, you hereby indicate that you understand and agree to the following:

- I am 18 years of age or older.
- I am fully responsible for the safe application and use of this laser and agree to such by completing the sale process.
- I will never look directly into the beam or point the beam at any person's or animal's skin, eyes or other body part.
- I will not point the laser at any aircraft or moving vehicle of any sort.
- I will not use a laser device without wearing approved laser safety goggles designed for such purpose.
- I will never remove the laser's infrared filter.

I will not use the laser in violation of any local, state or federal law, and I understand that it is my responsibility to know and abide by those laws relating to the ownership and use of lasers in my jurisdiction.

wicked lasers 

1-877-952-7377

Unit 1010, Miramar Tower, 132 Nathan Road, Tsim Sha Tsui Kowloon, Hong Kong  
[www.wickedlasers.com](http://www.wickedlasers.com) | [support@wickedlasers.com](mailto:support@wickedlasers.com)



wicked lasers 

[www.wickedlasers.com](http://www.wickedlasers.com)